

# Lesson 11

---

## Materials:

- ❖ Sock puppets from Lesson 1
- ❖ Clothespins (7)
- ❖ Large cup or plastic container
- ❖ Numbers flashcards: numerals, grid, dice formation, dots
- ❖ Worksheet 11

## Daily Opening Routine:

- ❖ Continue routine activities to develop calendar skills.
- ❖ Have the child sing the alphabet.
  - Select a letter before singing the song.
  - When the child sings the given letter, have him wink.
- ❖ Have the child sing your home address.
- ❖ Have the child describe the weather outside: hot, cold, warm, sunny, rainy, windy, or snowy.

## Language Arts/Science:

- ❖ Have the child tell a story about fall using the sock puppets from Lesson 1.
- ❖ Have the child identify corresponding lower-case and capital letters: Mm, Ss, Ff, Cc, Pp, Tt, Dd.
  - Gather seven clothespins.
  - Write a lower-case letter on each clothespin.
  - Write the corresponding capital letters around the rim of a large cup or plastic container.
  - Have the child pin the correct clothespin on each capital letter.
- ❖ Have the child recite the poem and perform the finger play motions.

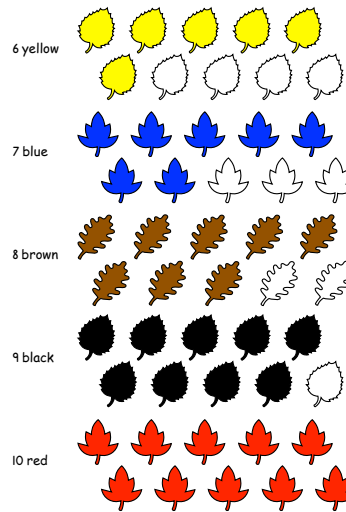
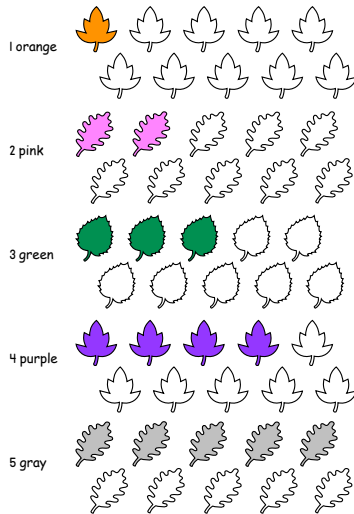
### Five Little Leaves

Five little leaves so crisp and bright, (*Hold up five fingers.*)  
Were dancing about on a tree one night. (*Wiggle the fingers.*)  
The wind came blowing through the town, (*Make wind noises.*)  
And one little leaf came tumbling down. (*Bend down one finger.*)  
Four little leaves... (*Hold up four fingers.*)  
Three little leaves... (*Hold up three fingers.*)  
Two little leaves... (*Hold up two fingers.*)  
One little leaf so crisp and bright, (*Hold up one finger.*)  
Was dancing about on a tree one night.  
The wind came blowing through the town,  
And the last little leaf came tumbling down.

## Math:

- ❖ Worksheet 11: Have the child color the correct number of leaves.

Answers:



- ❖ Play Numbers Memory.

- Choose two sets of number cards: numerals, grid, dice formation, dots.
- Lay the game cards face down in even rows.
- Player one turns over two cards.
- If the cards match, set them aside.
- If the cards do not match, put them back face down.
- The next player does the same.
- When all of the cards have been matched, count to see which player has more matches.
- \* Challenge: Use more than two sets of cards and make matching sets of three or four cards.

## Music:

- ❖ Sing "Autumn Leaves" to the tune of "London Bridge."

Autumn leaves are falling down, falling down, falling down.

Autumn leaves are falling down all around us.

Use a rake and rake them up, rake them up, rake them up.

Use a rake and rake them up with your muscles.

Make a pile and jump on top, jump on top, jump on top.


Make a pile and jump on top, it is autumn.

name \_\_\_\_\_


Color the correct number of leaves.




1 orange




2 pink



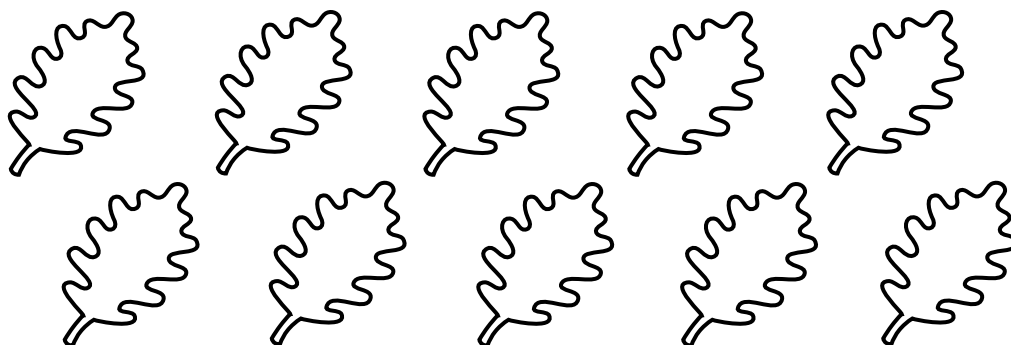
3 green




4 purple




5 gray




6 yellow




7 blue



8 brown



9 black



10 red

