

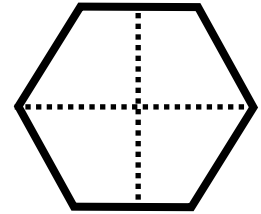
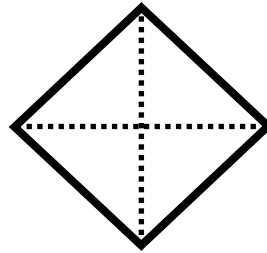

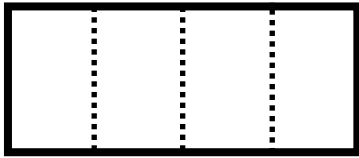
name \_\_\_\_\_

Part A: These are called fractions.

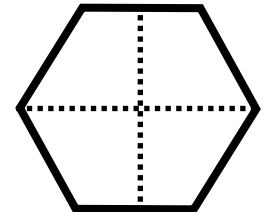
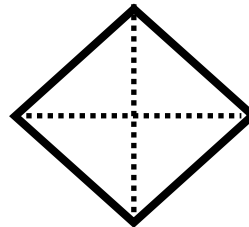

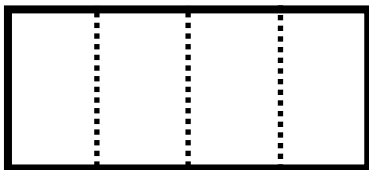
$\frac{1}{2}$  one-half is two equal parts.       $\frac{1}{4}$  one-fourth is four equal parts.

The top number of the fraction tells how many of the parts. It is called the numerator.  
The bottom number of the fraction tells how many parts in the whole. It is called the denominator.

Part B: Color  $\frac{1}{4}$ .

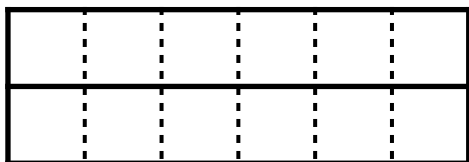


Part C: Color  $\frac{3}{4}$ .

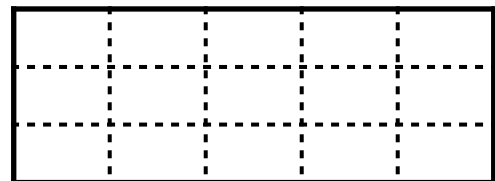


Part D: Color to show the fractions.

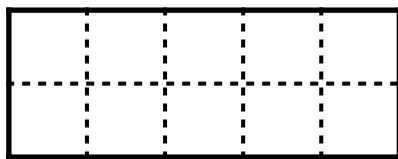
Color one-third.



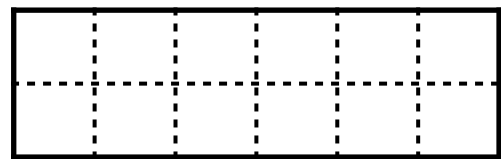
Color four-fifths.



Color three-tenths.



Color one-half.



Part E: Draw lines to divide the group into fourths so that there are four equal parts.

