

Lesson 98

Skills:

- ❖ Recognize one-half of a given whole.
- ❖ Review short vowel words.
- ❖ Use strategies in playing tag.
- ❖ Create original art.

Materials:

- ❖ Flashlights
- ❖ Colored paper
- ❖ *St. Patrick's Day*, by Anne Rockwell
- ❖ Worksheets 98, 98a

Calendar:

- ❖ Continue routine activities.

Math:

- ❖ Introduce the concept of one-half. Explain that dividing something in half gives two equal parts.
- ❖ Demonstrate the concept of one-half. Fold a sheet of paper in half, and show your child that there are two equal parts. One-half is one of the two equal parts.
- ❖ Place six crayons in front of your child. Divide the group in half, and have the child count how many are in each half (*three crayons*).
- ❖ Give your child a sheet of paper, and have him fold it in half.
- ❖ Place even-numbered groups of objects (2, 4, 6, 8, ...) in front of your child, and have him divide each group in half.
- ❖ Have your child complete worksheet 98 with you.

Language Arts/Social Studies:

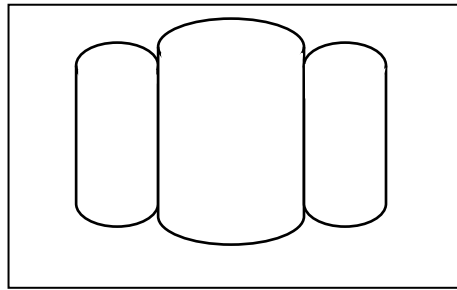
- ❖ Have the child review the short vowel words in part A of worksheet 98a. Then have him complete part B as independently as possible.
- ❖ Read *St. Patrick's Day*.

Physical Education:

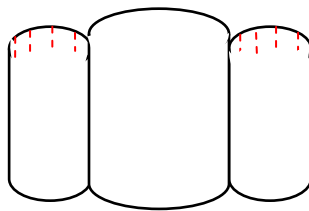
- ❖ Play flashlight tag outside after dark. Set up boundaries, make sure there are no tripping hazards, then play tag. One person is “It.” All players must leave their flashlights turned on. Use the flashlights to spot the other players in the dark. When “It” tags another player, that player becomes “It.”

Enrichment/Social Studies:


- ❖ Have the child create an Irish castle.
 - Draw three tall cylinders, making the center one larger than the outside two. Color the castle.



- Cut out the castle along the outside edges. Then cut four evenly-spaced slits around the top of the two outside cylinders. Make the slits about one inch long. Fold back every other tab to form the turrets on the castle.



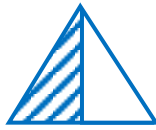
- Glue the castle onto another sheet of paper.
- Cut out doors and windows from colored paper. Glue these to the castle. Make a flag and glue it to the castle.



name _____



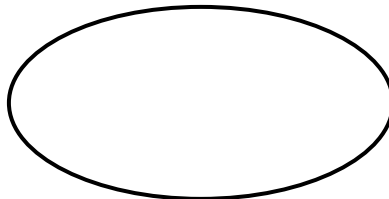
❖ One-half is one of two equal parts.



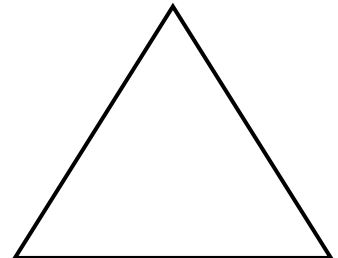
Draw a line to make two equal parts.



Color one-half blue.






Color one-half green.



Color one-half red.

Draw a line to divide each group in half so that there are two equal parts.




❖ One-half can be written as $\frac{1}{2}$.

Challenge:



Color $\frac{1}{2}$ purple.



Color $\frac{1}{2}$ of the group yellow.

